

OR1KT-VF-RT-J



TECHNICAL DETAILS

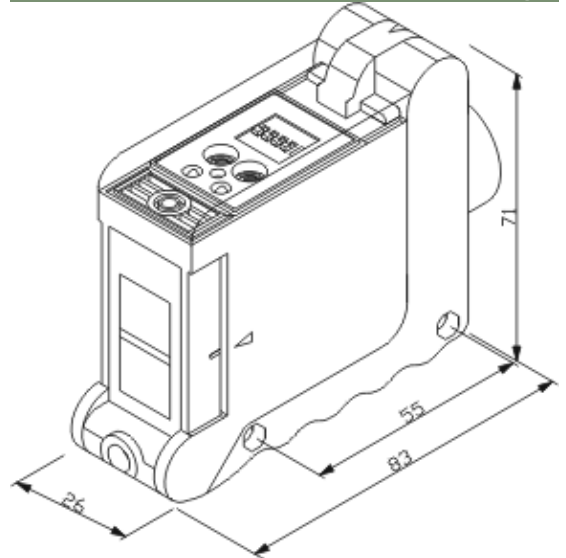
Series	VF
System	Reflective to transparent object
Sensing distance	1 meter
Standard target	mirror 50x60 (op.)
Emitted light	Red
Sensitivity adjuster	Yes
Detectable object	Transparent (PET)
Minimum detectable object	10 mm
Polarized filter	Yes (bright objects)
Output configuration	Relay
Maximum switching power	50 VA / 60 W
Maximum switching current	3 A
Maximum switching voltage	250 Vac / 220 Vdc
Number of wires	4 wires
Supply voltage	12 to 240Vdc or 24 to 240Vac
Network frequency	50 or 60 Hz
Output signalling	Yellow led
Operating mode	light or dark
Operating mode programming	dipswitch
Timer	Yes
Delay type	On delay, off delay, one shot
Timer programming	Light on, dark on and one shot from 0 to 5 s
Delay type selection	Via dipswitch
Delay time adjuster	Potentiometer
Protection class	IP 66
Operating temperature	- 10°C to +60°C
Weight	170 g
Sunlight immunity	11,000 lux (front)
Incandescent light immunity	3,500 lux (front)
Overlap	Polycarbonate
Lenses material	Acrylic
Connection	Screwed terminals
Maximum wire cross section	1.5 mm ²
Cable input	Cable gland PG13.5 (not included)
Optional accessories	MS-VF-01(not included)

FUNCTIONS

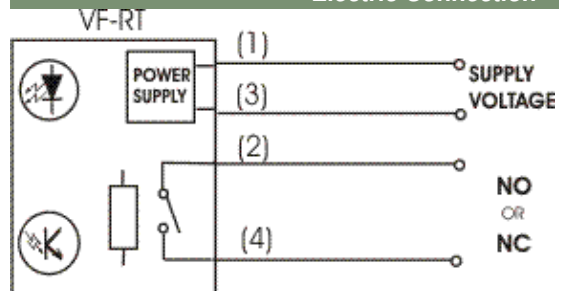
Model OR1KT-VF-RT-J







Technical Drawing

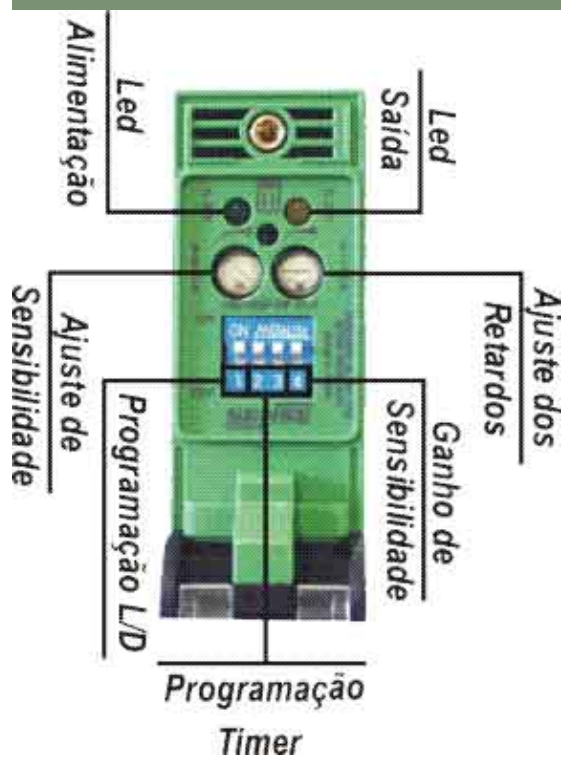


Electric Connection



OR1KT-VF-RT-J

-  PDF Leaflet
-  Installation Manual
-  AutoCad Dimension Drawing
-  AutoCad Connection Drawing



Reservamo-nos o direito de modificar as informações aqui contidas sem prévio aviso.