

Inductive Proximity Sensor 12 mm Threaded Barrel

Specifications

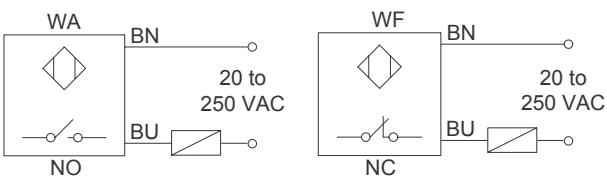
| Type | | | Inductive Proximity Sensor | |
|----------------------|-------------|------|----------------------------|--------------------------------|
| | | | Shielded - Flush Mount | Non-shielded - Non-flush Mount |
| Model Number | Cable Type | N.O. | PS2-12GI60-WA | PS4-12GI60-WA |
| | | N.C. | PS2-12GI60-WF | PS4-12GI60-WF |
| | M12 QD Type | N.O. | PS2-12GI60-WA-V1 | PS4-12GI60-WA-V1 |
| | | N.C. | PS2-12GI60-WF-V1 | PS4-12GI60-WF-V1 |
| Sensing Range | | | 2 mm | 4 mm |
| Hysteresis | | | | 5 % |
| Repeatability | | | | < 0.01 mm |
| Supply Voltage | | | 20 ~ 250 VAC / 50 ~ 60 Hz | |
| Current Consumption | | | 3 mA | |
| Max. Switching Freq. | | | 10 Hz | |
| Control Output | | | 500 mA | |
| Inrush Current | | | 4 A | |
| Output Voltage Drop | | | < 5 V (load powered) | |
| Operation Mode | | | See above | |
| Indicators | | | Output LED | |
| Conformity | | | CE | |
| Ambient Temperature | | | -25 °to +70 °C | |
| IP Protection | | | IP67 | |
| Material | | | Nickel plated brass | |



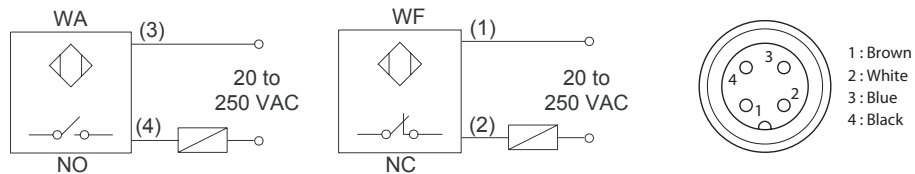
Note: Cables are not included with the QD sensor, please order separately.

Electrical Connection

Cable Type



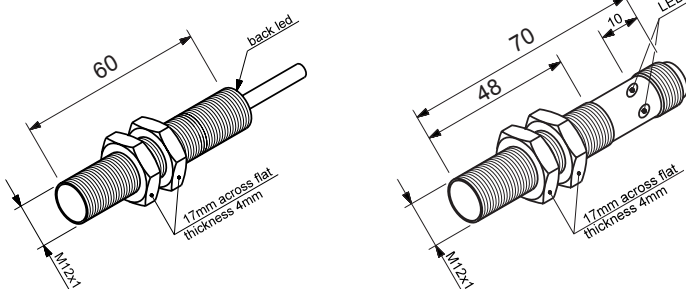
M12 Quick Connect Type



Dimensions (Unit: mm)

PS2-12GI60

Shielded



PS4-12GI60

Non-Shielded

